

Hello and welcome to Issue 2, of the Transition Newsletters. We hope Year 6 are looking forward to their transition days with us on 1st and 2nd July 2025. This week, we have exciting DT challenges for students to have a go at.

PASTORAL TEAM

Each year group has a non-teaching Head of Year. Year 6 will meet some of the pastoral team on Year 6 Transition Days (8:45am to 3:00pm on 1st and 2nd July 2025) and start the wonderful journey that they will have at Castle Hall Academy.

Heads of Year welcome students every morning into Mastery / lesson 1, they supervise breaks and lunches. They also visit all lessons, everyday, supporting students and the class teachers.

Heads of Year are the main point of contact for students and parents/carers.



COMMUNICATION

We work hard to ensure communication is effective between home and the Academy. We do this via MCAS App, letters, phone calls, emails and texts. It is important parents/carers keep their contact details provided to us, up to date, at all times. We must hold a minimum of two contacts in case of an emergency.

We also send termly magazines and have social media accounts on X, Facebook and Instagram. Our website is also full of important information and kept up to date. Each Head of Year has their own email and work mobile phone number, these will be shared with parents/carers in the coming weeks.



THOUGHT OF THE WEEK

What if I cannot manage in lessons?

Don't worry — lessons will be set so they challenge you, whilst making sure you can complete the work.

Top Tips:

- Always listen to your teacher at the start of the lesson; if you're unsure about anything just raise your hand and ask.
- Don't interrupt when the teacher is talking.
- Don't expect to know everything when you first start; it will take time to settle in.
- Always check you understand what you need to do for home learning; ask if you aren't sure.

SUBJECT CHALLENGE

CREATIVE TECHNOLOGY - ART & DESIGN

"You can't use up creativity. The more you use the more you have." -- Maya Angelou



Welcome to the Creative Department at Castle Hall Academy!



We are excited to meet you and introduce you to the wonderful world of creative subjects. We can't wait to see your amazing ideas come to life in our lessons!

Throughout Year 7, you will explore **Art, Graphics, Design, and Food**. You'll develop skills in **drawing, painting, making, and cooking**, allowing you to express your creativity in exciting ways. Plus, you'll get to enjoy some delicious food that you create along the way!

We look forward to an inspiring and creative journey with you!

ART CHALLENGE


The Art and Design department have set you two challenges. One to demonstrate your art skills and one your food skills. By completing the following challenges, when you start we can celebrate your success and display your works of art.





Transition Creative Learning Drawing Challenge:

- Draw all **30** images on the list. Each one must only be **5cm x 5cm**
- You can use any materials you like to draw the images with, for example -pen, pencil, collage, paint, digital etc.
- Present them all on one sheet of A3 or several smaller sheets of A4 or A5.

Try to be as detailed and accurate as you can. You must complete all 30 drawings and remember that they have to all be 5cm x 5cm.



1. Your hand
2. A character from a book
3. A plant or flower
4. Your own mythical creature
5. Yourself as a superhero
6. An insect
7. Your favourite food
8. A drinks can or bottle
9. A zombie
10. Something red
11. A building
12. Sweets
13. Something green
14. Your initials in an interesting font
15. A weird fish
16. Favourite film character
17. A song lyric
18. A treasure map
19. A car
20. A bird
21. Knife and fork
22. Something that makes you laugh
23. A childhood memory
24. Something you love
25. Your eye
26. A reflection
27. A phone
28. A cake
29. A shoe
30. A key



Staying active over the holidays is a great way to keep the creative juices flowing. Bring these to your first lesson after the summer holidays. We can't wait to see them. Good Luck.



SUBJECT CHALLENGE

CREATIVE TECHNOLOGY - FOOD CHALLENGE



- 1-Name all the food equipment in your home.
- 2-Building your Frying skills (Fry something).
- 3-Make an A-Z list of fruit and Veg.
- 4-Help Chop in the Kitchen (try to make them the same size)
- 5-Talk to a relative and get a traditional recipe.
- 6-Design a menu that is completely plant 5-based.
- 7- Draw 10 foods and translate the names into Spanish .
- 8-Keep a food diary for a week
- 9-Design and healthy balanced lunch.
- 10-Build on your baking skills (bake a cake).
- 11-Design a healthy sandwich influenced by another country.
- 12-Research why calcium is important.
- 13-Be in charge of making one pudding.
- 14-Create a poster about British food.
- 15- Take a photography all the carbohydrates you have in your kitchen (all together) – Good luck!!

Photograph every challenge and create a power point mood board with all 15 completed. Email the evidence to Mrs Norton at knorton@castlehall.com



CASTLEHALL.COM



@CASTLE_HALL



CASTLE_HALL1

MESSAGES FROM CURRENT STUDENTS

Dear future Year 7,

If you are worried, don't be, Castle Hall Academy is the best school you could possibly come to. Every single teacher is so supportive. You can speak to your Head of Year about anything. If you are worried about making friends, don't be, there is nothing to worry about, your Head of Year will help you to make friends.

See you soon, Alesha



Dear future Year 7,

When I first started at Castle Hall I was very nervous. I didn't know if anyone would like me, people from my primary school came so I just stuck with them to start with. A couple of weeks in and I started feeling confident to ask questions and speak up. As time went on I started making friends with different people, I liked them and they liked me. It just felt like we were all a family. The teachers are great, they help you—they are kind.

I am looking forward to seeing you join Year 7.

See you here soon! Jaxon



CASTLEHALL.COM



@CASTLE_HALL



CASTLE_HALL1