

Vision - To achieve academic excellence, develop character, and raise aspirations
for all at Castle Hall Academy.

1.

- You will be informed by the Academy of the lockdown and the Year groups affected.
- You may also be notified if your child has to self-isolate following contact with a person who has tested positive for COVID. This will give a date when your child will be expected back in the Academy.
- During this time, all learning will be shared online through ClassCharts.

2.

- All work will be on ClassCharts. - Please ensure you have downloaded the app
- Work on the ClassCharts will be labelled with 'Remote Learning' and the subject.
- All work will follow the timetable and long-term plan for your child.
- Work set will equate to the timetabled directed time for your child.
- All supporting documents will be shared via ClassCharts.
- Feedback will be given on work in line with long-term plans.

3.

- If the work set has been through one of your online portals such as MathsWatch, Oak National Academy or Educake this will appear as a link through ClassCharts.
- All work completed should be uploaded to ClassCharts so it can be checked for completion.

Non-compliance

It is important for your child to complete all work set and submit work on or before the deadline given.

If work has not been completed by the set deadline, this will appear on the ClassCharts and both you and your child will be notified.

If work has still not been submitted within 2 days of the original deadline we will make contact with you.

Pastoral Support

In the event of any lockdown situation you will get a phone call to check how things are progressing.

You may contact the Academy through the Head of Year if there are any issues that arise in between these calls, either via phone or email.

Students with an EHCP/Additional support may be allocated extra support if required. This will be overseen by the SENCO.



Homework

You will see the [Homework](#) tab when viewing pupils from that school.

Selecting this tab will display a list of [homework tasks](#) which your child has been assigned to.

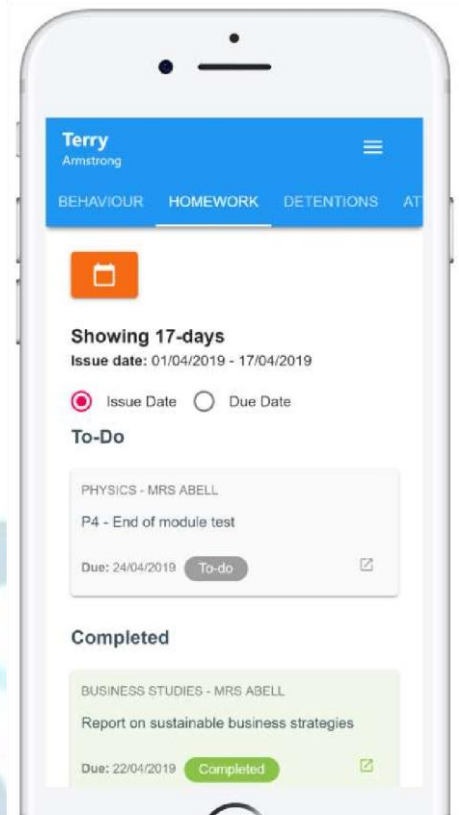
To change the date range for displayed homework tasks, click on the [Date](#) button to select from the available presets or create your own custom date range.

To display tasks in the order they were set, click on the [Issue Date](#) button

To display tasks in the order they are expected to be handed in, click on the [Due date](#) button.

To view a homework task in more detail, click on the [expand](#) icon in the bottom right hand corner of the homework tile.

A popup will appear that contains the a [description](#) of the homework task, the [estimated completion time](#) and any [links](#) or [attachments](#) that may have been included.



Homework Details

PHYSICS - 13C/PH1 - MRS ABELL

Issue date: 17/04/2019

Due date: 24/04/2019

Estimated completion time: 3 hours

P4 - End of module test

Please revise the following topics for the end of module test next **Wednesday**:

Homework status categories

To-Do: These are homework tasks that have not been ticked as completed by your child and have not been marked by their teacher.

Completed: These are homework tasks that have been ticked as completed by your child but have not been marked by their teacher.

Late: These are homework tasks that have been handed in past the deadline.

Not submitted: These are homework tasks that were not handed in on time.

Submitted: These are homework tasks that have been handed in on time.

PHYSICS - MRS ABELL

P4 - End of module test

Due: 24/04/2019

To-do



PHYSICS - MRS ABELL

P4 - End of module test

Due: 24/04/2019

Completed



PHYSICS - MRS ABELL

P4 - End of module test

Due: 24/04/2019

Late



PHYSICS - MRS ABELL

P4 - End of module test

Due: 24/04/2019

Not submitted



PHYSICS - MRS ABELL

P4 - End of module test

Due: 24/04/2019

Submitted



Homework attachment submissions

For certain homework tasks, you may be asked by your teacher to [upload your work](#) as an [attachment](#).

When viewing a homework task in more detail, you will see the [Upload attachment](#) button if your teacher is expecting your work to be uploaded.

To submit a homework attachment, click on the [Upload attachment](#) button and select the files of your choice. Successfully uploaded files will then appear above the button.

If your teacher leaves feedback on one of your homework attachments, you will see a [Feedback](#) icon appear on the associated homework task.

To view the feedback, click on the [expand](#) icon in the bottom right hand corner of the homework tile

Feedback will appear directly below your homework attachment.

Homework Details

RECREATION - C6R/RC5 - MRS A ABELL

Issue date: Friday 20/03/2020



Due date: Friday 27/03/2020

Estimated completion time: 10 minutes

Write a book review

Write a 500 word review on the book of your choice

My attachments

 My book review.doc 

[+ UPLOAD ATTACHMENT](#)

You can upload a maximum of 5 attachments, each up to

RECREATION - MRS A ABELL

Write a book review

Issued: Friday 20/03/2020



Due: Friday 27/03/2020

[To-do](#)

[Feedback](#)



My attachments

 My book review.doc 
Teacher's note: Excellent work!

[+ UPLOAD ATTACHMENT](#)